


Signal conditioner - MINI MCR-2-U-UI - 2902019

Please be informed that the data shown in this PDF Document is generated from our Online Catalog. Please find the complete data in the user's documentation. Our General Terms of Use for Downloads are valid (<http://phoenixcontact.com/download>)




3-way signal conditioner, with configurable input/output, for electrical isolation and conversion of analog signals in the mV and V range, unipolar as well as bipolar. Screw connection technology, standard configuration.

Product Description

Voltage signal 3-way signal conditioner with pluggable connection technology for the electrical isolation, conversion, amplification, and filtering of mV signals to V signals. Input signals from -50 mV ... 50 mV / -30 V ... 30 V and output signals from -10 V ... 10 V / 0(4) mA ... 20mA are supported. The measuring transducer supports fault monitoring and NFC communication.



Key Commercial Data

Packing unit	1 pc
GTIN	 4 046356 649674
GTIN	4046356649674
Weight per Piece (excluding packing)	140.000 g
Custom tariff number	85437090
Country of origin	Germany

Technical data

Note

Utilization restriction	EMC: class A product, see manufacturer's declaration in the download area
-------------------------	---

Dimensions

Width	6.2 mm
Height	109.81 mm
Depth	119.2 mm

Ambient conditions

Signal conditioner - MINI MCR-2-U-UI - 2902019

Technical data

Ambient conditions

Ambient temperature (operation)	-40 °C ... 70 °C
Ambient temperature (storage/transport)	-40 °C ... 85 °C
Maximum altitude	≤ 2000 m
Permissible humidity (operation)	5 % ... 95 % (non-condensing)
Degree of protection	IP20 (not assessed by UL)
Noise immunity	EN 61000-6-2 When being exposed to interference, there may be minimal deviations.

Input data

Number of inputs	1
Configurable/programmable	Yes
Voltage input signal	-50 mV ... 50 mV (via DIP switch)
	0 mV ... 50 mV (via DIP switch)
	-60 mV ... 60 mV (via DIP switch)
	0 mV ... 60 mV (via DIP switch)
	-75 mV ... 75 mV (via DIP switch)
	0 mV ... 75 mV (via DIP switch)
	-80 mV ... 80 mV (via DIP switch)
	0 mV ... 80 mV (via DIP switch)
	-100 mV ... 100 mV (via DIP switch)
	0 mV ... 100 mV (via DIP switch)
	-120 mV ... 120 mV (via DIP switch)
	0 mV ... 120 mV (via DIP switch)
	-150 mV ... 150 mV (via DIP switch)
	0 mV ... 150 mV (via DIP switch)
	-200 mV ... 200 mV (via DIP switch)
	0 mV ... 200 mV (via DIP switch)
	-240 mV ... 240 mV (via DIP switch)
	0 mV ... 240 mV (via DIP switch)
	-300 mV ... 300 mV (via DIP switch)
	0 mV ... 300 mV (via DIP switch)
	-500 mV ... 500 mV (via DIP switch)
	0 mV ... 500 mV (via DIP switch)
	-600 mV ... 600 mV (via DIP switch)
	0 mV ... 600 mV (via DIP switch)
	-750 mV ... 750 mV (via DIP switch)
	0 mV ... 750 mV (via DIP switch)
	-800 mV ... 800 mV (via DIP switch)

Signal conditioner - MINI MCR-2-U-UI - 2902019

Technical data

Input data

	0 mV ... 800 mV (via DIP switch)
	-1 V ... 1 V (via DIP switch)
	0 V ... 1 V (via DIP switch)
	-1.2 V ... 1.2 V (via DIP switch)
	0 V ... 1.2 V (via DIP switch)
	-1.5 V ... 1.5 V (via DIP switch)
	0 V ... 1.5 V (via DIP switch)
	-2 V ... 2 V (via DIP switch)
	0 V ... 2 V (via DIP switch)
	-2.4 V ... 2.4 V (via DIP switch)
	0 V ... 2.4 V (via DIP switch)
	-3 V ... 3 V (via DIP switch)
	0 V ... 3 V (via DIP switch)
	-5 V ... 5 V (via DIP switch)
	0 V ... 5 V (via DIP switch)
	-6 V ... 6 V (via DIP switch)
	0 V ... 6 V (via DIP switch)
	-7.5 V ... 7.5 V (via DIP switch)
	0 V ... 7.5 V (via DIP switch)
	-8 V ... 8 V (via DIP switch)
	0 V ... 8 V (via DIP switch)
	-10 V ... 10 V (via DIP switch)
	0 V ... 10 V (via DIP switch)
	-12 V ... 12 V (via DIP switch)
	0 V ... 12 V (via DIP switch)
	-15 V ... 15 V (via DIP switch)
	0 V ... 15 V (via DIP switch)
	-20 V ... 20 V (via DIP switch)
	0 V ... 20 V (via DIP switch)
	-24 V ... 24 V (via DIP switch)
	0 V ... 24 V (via DIP switch)
	-30 V ... 30 V (via DIP switch)
	0 V ... 30 V (via DIP switch)
max. input voltage	33 V
Input resistance of voltage input	> 10 kΩ

Output data

Number of outputs	1
-------------------	---

Signal conditioner - MINI MCR-2-U-UI - 2902019

Technical data

Output data

Configurable/programmable	Yes
Voltage output signal	0 V ... 5 V (via DIP switch)
	1 V ... 5 V (via DIP switch)
	-5 V ... 5 V (via DIP switch)
	0 V ... 10 V (via DIP switch)
	2 V ... 10 V (via DIP switch)
	-10 V ... 10 V (via DIP switch)
Current output signal	0 mA ... 20 mA (via DIP switch)
	4 mA ... 20 mA (via DIP switch)
Max. output current	22 mA
Short-circuit current	< 32 mA
Load/output load voltage output	$\geq 10 \text{ k}\Omega$
Load/output load current output	$\leq 600 \text{ }\Omega$ (at 20 mA)
Ripple	< 20 mV _{PP} (at 600 Ω)
	< 20 mV _{PP} (at 600 Ω)

Power supply

Nominal supply voltage	24 V DC
Supply voltage range	9.6 V DC ... 30 V DC (The DIN rail bus connector (ME 6,2 TBUS-2 1,5/5-ST-3,81 GN, Order No. 2869728) can be used to bridge the supply voltage. It can be snapped onto a 35 mm DIN rail according to EN 60715))
Typical current consumption	25 mA (Current output, at 24 V DC incl. load)
	54 mA (Current output, at 12 V DC incl. load)
Power consumption	$\leq 800 \text{ mW}$ (at $I_{OUT} = 20 \text{ mA}$, 9.6 V DC, 600 Ω load)

Connection data

Connection method	Screw connection
Stripping length	10 mm
Screw thread	M3
Conductor cross section solid	0.2 mm ² ... 1.5 mm ² (with ferrule)
	0.14 mm ² ... 2.5 mm ² (without ferrule)
Conductor cross section flexible	0.14 mm ² ... 2.5 mm ²
Conductor cross section AWG	24 ... 12 (flexible)
Torque	0.5 Nm ... 0.6 Nm

General

No. of channels	1
Maximum transmission error	$\leq 0.1 \%$ (of final value)
Maximum temperature coefficient	0.01 %/K

Signal conditioner - MINI MCR-2-U-UI - 2902019

Technical data

General

Limit frequency (3 dB)	30 Hz (via DIP switch)
	5 kHz (via DIP switch)
Step response (10-90%)	< 8.5 ms (with 30 Hz filter)
Protective circuit	Transient protection
Electrical isolation	Reinforced insulation in accordance with IEC 61010-1
Overvoltage category	II
Degree of pollution	2
Rated insulation voltage	300 V
Test voltage, input/output/supply	3 kV (50 Hz, 1 min.)
Electromagnetic compatibility	Conformance with EMC directive
Noise emission	EN 61000-6-4
Noise immunity	EN 61000-6-2 When being exposed to interference, there may be minimal deviations.
Color	gray
Housing material	PBT
Mounting position	any
Assembly instructions	The T connector can be used to bridge the supply voltage. It can be snapped onto a 35 mm DIN rail according to EN 60715.
Fire protection for rail vehicles (DIN EN 45545-2) R22	HL 1 - HL 2
Fire protection for rail vehicles (DIN EN 45545-2) R23	HL 1 - HL 2
Fire protection for rail vehicles (DIN EN 45545-2) R24	HL 1 - HL 2

EMC data

Designation	Electromagnetic RF field
Standards/regulations	EN 61000-4-3
Designation	Fast transients (burst)
Standards/regulations	EN 61000-4-4
Designation	Conducted interferences
Standards/regulations	EN 61000-4-6

Standards and Regulations

Electromagnetic compatibility	Conformance with EMC directive
Noise emission	EN 61000-6-4
Standards/regulations	EN 61000-4-2
Designation	Electromagnetic RF field
Standards/regulations	EN 61000-4-3
	EN 61000-4-4
	EN 61000-4-5
Designation	Conducted interferences

Signal conditioner - MINI MCR-2-U-UI - 2902019

Technical data

Standards and Regulations

Standards/regulations	EN 61000-4-6
Designation	GB Standard
Standards/regulations	GB 3836.1
	GB 3836.4
	GB 3836.8
Electrical isolation	Reinforced insulation in accordance with IEC 61010-1

Conformance/approvals

Designation	CE
Certificate	CE-compliant
Designation	ATEX
Identification	# II 3 G Ex ec ic IIC T4 Gc
Certificate	BVS 19 ATEX E 047 X
Designation	IECEX
Identification	Ex ec ic IIC T4 Gc
Certificate	IECEX BVS 19.0041X
Designation	CCC / China-Ex
Identification	Ex nA ic IIC T4 Gc
Designation	UL, USA / Canada
Identification	UL 508 Listed
	Class I, Div. 2, Groups A, B, C, D T6
	Class I, Zone 2, Group IIC T6
Designation	Shipbuilding approval
Certificate	DNV GL TAA00002UA
Temperature	B
Humidity	B
Vibration	A
EMC	A
Enclosure	Required protection according to the Rules shall be provided upon installation on board

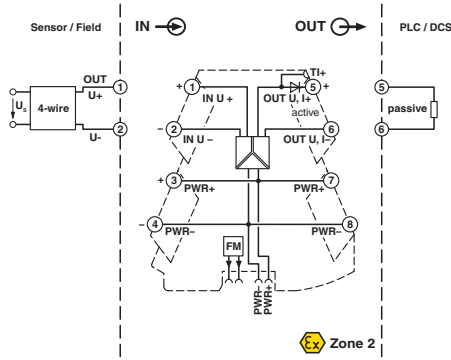
Environmental Product Compliance

REACH SVHC	Lead 7439-92-1
China RoHS	Environmentally Friendly Use Period = 50 years
	For details about hazardous substances go to tab "Downloads", Category "Manufacturer's declaration"

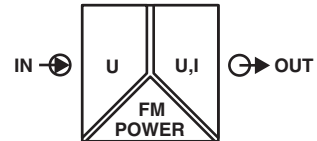
Drawings

Signal conditioner - MINI MCR-2-U-UI - 2902019

Block diagram



Pictogram



Classifications

eCl@ss

eCl@ss 10.0.1	27210120
eCl@ss 11.0	27210120
eCl@ss 4.0	27210100
eCl@ss 4.1	27210100
eCl@ss 5.0	27210100
eCl@ss 5.1	27210100
eCl@ss 6.0	27210100
eCl@ss 7.0	27210120
eCl@ss 9.0	27210120

ETIM

ETIM 4.0	EC002653
ETIM 6.0	EC002653
ETIM 7.0	EC002653

UNSPSC

UNSPSC 6.01	30211502
UNSPSC 7.0901	39121004
UNSPSC 11	39121004
UNSPSC 12.01	39121004
UNSPSC 13.2	39121008
UNSPSC 18.0	39121008
UNSPSC 19.0	39121008
UNSPSC 20.0	39121008

Signal conditioner - MINI MCR-2-U-UI - 2902019

Classifications

UNSPSC

UNSPSC 21.0	39121008
-------------	----------

Approvals

Approvals

Approvals

DNV GL / UL Listed / cUL Listed / CCC / cULus Listed

Ex Approvals

ATEX / IECEx / UL Listed / cUL Listed / cULus Listed

Approval details

DNV GL		https://approvalfinder.dnvgl.com/	TAA00002UA
--------	--	---	------------

UL Listed		http://database.ul.com/cgi-bin/XYV/template/LISEXT/1FRAME/index.htm	FILE E 238705
-----------	--	---	---------------

cUL Listed		http://database.ul.com/cgi-bin/XYV/template/LISEXT/1FRAME/index.htm	FILE E 238705
------------	--	---	---------------

CCC			2021322310003859
-----	--	--	------------------

cULus Listed			
--------------	--	--	--

Accessories

Accessories

Communication module

Signal conditioner - MINI MCR-2-U-UI - 2902019

Accessories

Communication module - MINI MCR-2-V8-MOD-RTU - 2905634



Eight MINI Analog Pro signal conditioners and measuring transducers can be quickly and easily integrated into a Modbus/RTU network via a communication adapter.

Communication module - MINI MCR-2-V8-MOD-TCP - 2905635



Eight MINI Analog Pro signal conditioners and measuring transducers can be quickly and easily integrated into a Modbus/TCP network via a communication adapter.

Communication module - MINI MCR-2-V8-PB-DP - 2905636



Eight MINI Analog Pro signal conditioners and measuring transducers can be quickly and easily integrated into a PROFIBUS DP network via a communication adapter.

Device marking

Marker for end clamp - UCT-EM (30X5) - 0801505



Marker for end clamp, Sheet, white, unlabeled, can be labeled with: TOPMARK NEO, TOPMARK LASER, BLUEMARK ID COLOR, BLUEMARK ID, BLUEMARK CLED, THERMOMARK PRIME, THERMOMARK CARD 2.0, THERMOMARK CARD, mounting type: snapped into marker carrier, lettering field size: 30 x 5 mm, Number of individual labels: 24

Plastic label - UC-EMLP (15X5) - 0819301



Plastic label, Sheet, white, unlabeled, can be labeled with: BLUEMARK ID COLOR, BLUEMARK ID, BLUEMARK CLED, PLOTMARK, CMS-P1-PLOTTER, mounting type: adhesive, lettering field size: 15 x 5 mm, Number of individual labels: 10

Signal conditioner - MINI MCR-2-U-UI - 2902019

Accessories

Plastic label - UC-EMLP (15X5) YE - 0822615



Plastic label, Sheet, yellow, unlabeled, can be labeled with: BLUEMARK ID COLOR, BLUEMARK ID, BLUEMARK CLED, PLOTMARK, CMS-P1-PLOTTER, mounting type: adhesive, lettering field size: 15 x 5 mm, Number of individual labels: 10

Plastic label - UC-EMLP (15X5) SR - 0828095



Plastic label, Sheet, silver, unlabeled, can be labeled with: BLUEMARK ID COLOR, BLUEMARK ID, BLUEMARK CLED, PLOTMARK, CMS-P1-PLOTTER, mounting type: adhesive, lettering field size: 15 x 5 mm, Number of individual labels: 10

Plastic label - US-EMLP (15X5) - 0828790



Plastic label, Card, white, unlabeled, can be labeled with: BLUEMARK ID COLOR, BLUEMARK ID, THERMOMARK PRIME, THERMOMARK CARD 2.0, THERMOMARK CARD, mounting type: adhesive, lettering field size: 15 x 5 mm, Number of individual labels: 189

Plastic label - US-EMLP (15X5) YE - 0828873



Plastic label, Card, yellow, unlabeled, can be labeled with: BLUEMARK ID COLOR, BLUEMARK ID, THERMOMARK PRIME, THERMOMARK CARD 2.0, THERMOMARK CARD, mounting type: adhesive, lettering field size: 15 x 5 mm, Number of individual labels: 189

Plastic label - US-EMLP (15X5) SR - 0828874



Plastic label, Card, silver, unlabeled, can be labeled with: BLUEMARK ID COLOR, BLUEMARK ID, THERMOMARK PRIME, THERMOMARK CARD 2.0, THERMOMARK CARD, mounting type: adhesive, lettering field size: 15 x 5 mm, Number of individual labels: 189

Signal conditioner - MINI MCR-2-U-UI - 2902019

Accessories

Marker for end clamp - UCT-EM (30X5) YE - 0830340



Marker for end clamp, Sheet, yellow, unlabeled, can be labeled with: TOPMARK NEO, TOPMARK LASER, BLUEMARK ID COLOR, BLUEMARK ID, BLUEMARK CLED, THERMOMARK PRIME, THERMOMARK CARD 2.0, THERMOMARK CARD, mounting type: snapped into marker carrier, lettering field size: 30 x 5 mm, Number of individual labels: 24

DIN rail connector

DIN rail bus connectors - ME 6,2 TBUS-2 1,5/5-ST-3,81 GY - 2695439



DIN rail connector (TBUS), 5-pos., for bridging the supply voltage, can be snapped onto NS 35/... DIN rails according to EN 60715

DIN rail bus connectors - ME 6,2 TBUS-2 1,5/5-ST-3,81 GN - 2869728



DIN rail connector for DIN rail mounting. Universal for TBUS housing. Gold-plated contacts, 5-pos.

Evaluation unit

Monitoring module - MINI MCR-2-FM-RC - 2904504



Fault monitoring module with plug-in connection technology for evaluating and reporting group errors from the FM system and for monitoring the supply voltages. Error message via N/C contact. Screw connection technology, standard configuration

Monitoring module - MINI MCR-2-FM-RC-PT - 2904508



Fault monitoring module with plug-in connection technology for evaluating and reporting group errors from the FM system and for monitoring the supply voltages. Error message via N/C contact. Push-in connection technology, standard configuration

Signal conditioner - MINI MCR-2-U-UI - 2902019

Accessories

Labeled device marker

Marker for end clamp - UCT-EM (30X5) CUS - 0801589



Marker for end clamp, can be ordered: by sheet, white, labeled according to customer specifications, mounting type: snapped into marker carrier, lettering field size: 30 x 5 mm, Number of individual labels: 24

Plastic label - UC-EMLP (15X5) CUS - 0824550



Plastic label, can be ordered: by sheet, white, labeled according to customer specifications, mounting type: adhesive, lettering field size: 15 x 5 mm

Plastic label - UC-EMLP (15X5) YE CUS - 0824551



Plastic label, can be ordered: by sheet, yellow, labeled according to customer specifications, mounting type: adhesive, lettering field size: 15 x 5 mm

Plastic label - UC-EMLP (15X5) SR CUS - 0828099



Plastic label, can be ordered: by sheet, silver, labeled according to customer specifications, mounting type: adhesive, lettering field size: 15 x 5 mm, Number of individual labels: 10

Plastic label - US-EMLP (15X5) CUS - 0830076



Plastic label, can be ordered: by card, white, labeled according to customer specifications, mounting type: adhesive, lettering field size: 15 x 5 mm, Number of individual labels: 189

Signal conditioner - MINI MCR-2-U-UI - 2902019

Accessories

Plastic label - US-EMLP (15X5) YE CUS - 0830077



Plastic label, can be ordered: by card, yellow, labeled according to customer specifications, mounting type: adhesive, lettering field size: 15 x 5 mm, Number of individual labels: 189

Plastic label - US-EMLP (15X5) SR CUS - 0830078



Plastic label, can be ordered: by card, silver, labeled according to customer specifications, mounting type: adhesive, lettering field size: 15 x 5 mm, Number of individual labels: 189

Marker for end clamp - UCT-EM (30X5) YE CUS - 0830348



Marker for end clamp, can be ordered: by sheet, yellow, labeled according to customer specifications, mounting type: snapped into marker carrier, lettering field size: 30 x 5 mm, Number of individual labels: 24

Power module

Power terminal block - MINI MCR-2-PTB - 2902066



Power terminal with plug-in connection technology for delivering the supply voltage to the DIN rail connector. Monitoring of the supply voltages in combination with the fault monitoring module. Screw connection technology

Power terminal block - MINI MCR-2-PTB-PT - 2902067



Power terminal with plug-in connection technology for delivering the supply voltage to the DIN rail connector. Monitoring of the supply voltages in combination with the fault monitoring module. Push-in connection technology

Signal conditioner - MINI MCR-2-U-UI - 2902019

Accessories

Power supply

Power supply unit - MINI-SYS-PS-100-240AC/24DC/1.5 - 2866983



Please use the following item in new systems: 2904614
Primary-switched MINI POWER power supply for DIN rail mounting, input: 1-phase, output: 24 V DC/1.5 A

System adapter

System adapter - MINI MCR-2-V8-FLK 16 - 2901993



Eight MINI Analog Pro signal conditioners and measuring transducers can be connected to a controller with minimal cabling effort and without any errors using system adapters and system cabling.

Terminal marking

Marker strip - SK 5,0 WH:REEL - 0805221



Marker strip, Roll, white, unlabeled, can be labeled with: THERMOMARK ROLL 2.0, THERMOMARK ROLL, THERMOMARK ROLL X1, THERMOMARK ROLLMASTER 300/600, THERMOMARK X1.2, mounting type: adhesive, for terminal block width: 5 mm, lettering field size: continuous x 5 mm, Number of individual labels: 90000